



Arboricultural  
ASSOCIATION  
Tree Care Supporter



Arboricultural  
ASSOCIATION  
trees.org.uk

# HOW TO PLANT A TREE

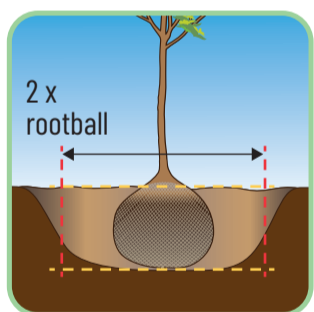


**Always undertake work of this nature safely and responsibly, including taking all steps to ensure that you have permission from the landowner and are certain that no underground utilities are present.**

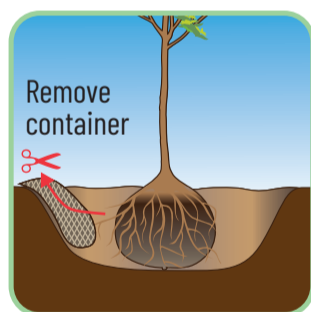
The hole for a new tree should be no deeper than the root ball/container, but approximately twice as wide.

Measure the depth of the hole against the depth of the root ball. It is very important to ensure that the final ground level around the stem matches the nursery line on the tree, where where you can see the soil mark.

These principles apply whether planting bare root, rootballed or container-grown trees.



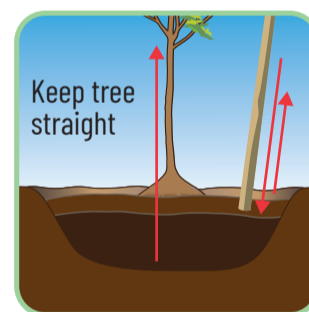
Dig a hole as deep as the root ball and twice as wide




Remove any container or hessian



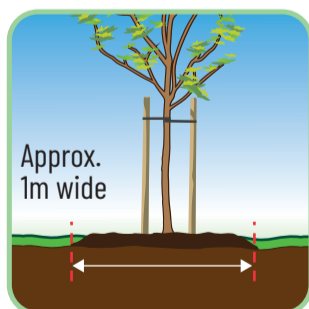
Consider formative pruning before setting in place



Backfill with removed soil, gently compact with stake or boot



Allow for wind movement with two stakes and rubber ties



Add a 1m wide circle of bark mulch, 5-10cm deep



UK planting season is October - March



Avoid planting deciduous trees when in leaf



Always water your new tree



Always consult an arboricultural professional if in any doubt about tree care.

For further information, including training and publications, please visit [trees.org.uk](http://trees.org.uk).



[www.treecare.org.uk](http://www.treecare.org.uk) | [www.trees.org.uk](http://www.trees.org.uk)  
Tree Care Supporter | Arboricultural Association



Arboricultural  
ASSOCIATION  
Tree Care Supporter



Arboricultural  
ASSOCIATION  
trees.org.uk



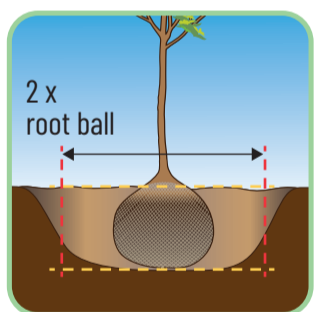
# HOW TO PLANT A TREE

**Always undertake work of this nature safely and responsibly, including taking all steps to ensure that you have permission from the landowner and are certain that no underground utilities are present.**

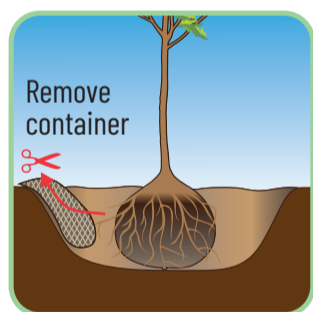
The hole for a new tree should be no deeper than the root ball/container, but approximately twice as wide.

Measure the depth of the hole against the depth of the root ball. It is very important to ensure that the final ground level around the stem matches the nursery line on the tree, which is where you can see the soil mark.

These principles apply whether planting bare-root, rootballed or container-grown trees.



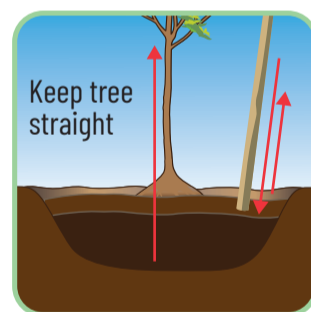
Dig a hole as deep as the root ball and twice as wide




Remove any container or hessian



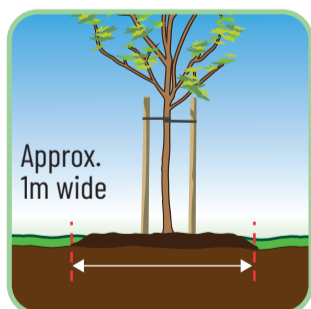
Consider formative pruning before setting in place



Backfill with removed soil, gently compact with stake or boot



Allow for wind movement with two stakes and rubber ties



Add a 1m wide circle of bark mulch, 5-10cm deep



UK planting season is October-March



Avoid planting deciduous trees when in leaf



Always water your new tree



Always consult an arboricultural professional if in any doubt about tree care.

For further information, including an introductory guide to young tree establishment, visit [trees.org.uk](http://trees.org.uk).



[www.treecare.org.uk](http://www.treecare.org.uk)  
Tree Care Supporter

[www.trees.org.uk](http://www.trees.org.uk)  
Arboricultural Association